



DOUBLE TROMMEL SCREENS



ON A GREEN MISSION
THE ZEMMLER CONCEPT OF SCREENING



MADE IN GERMANY

Zemmler Siebanlagen GmbH was founded in 2000 in Großräschen. The company, which today operates internationally, has established itself as a manufacturer of mobile and stationary double trommel screening machines. With the patented double trommel technology, which enables screening into three fractions within one screening process, value-retaining recycling is optimised. In this way, we make an important contribution to the conservation of natural resources and offer our customers more added value.

Manufacture character: Innovative, flexible and individual - that is our credo. From welding to painting to final assembly, all production takes place in ZEMMLER®'s own factory. This also applies to the electrical engineering and the control of the machines. ZEMMLER® - Made in Germany!

Due to the use of wire screens, which are stretched around the robust steel construction of the double trommel, the MULTI SCREEN® screening plants are used in numerous industries. These have been tried and tested many times in wood and construction waste recycling, in mineral, soil and biomass processing, in metal, industrial waste and special materials recycling. ZEMMLER® builds double-trommel screening plants weighing from 1.8 t up to 24 t and thus serves both small landscaping companies and large recycling operations.

Jointly with you: on a green mission!




PRODUCED IN
THE LAUSITZ,
SOLD ALL OVER
THE WORLD




ZEMMLER SIEBANLAGEN GMBH



ESTABLISHED AND INNOVATIVE MANUFACTURER OF MOBILE AND
STATIONARY SCREENING MACHINES WITH DOUBLE TROMMEL TECHNOLOGY



VIEW DEMO



THE DOUBLE TROMMEL TECHNOLOGY: SCREENING INTO 3 FRACTIONS



FINE FRACTION
2 - 80 mm, as required

MEDIUM FRACTION
between 2 - 80 mm and up to 170 mm

COARSE FRACTION
greater than 170 mm (standard)

The double drum technology enables the screening of 3 fractions in one operation.

Wire screens, which are clamped around the inner and outer drum ensure a sharp separation cut and clean screening of the individual fractions (fine, medium and coarse fractions).



THE
ZIMMLER-CONCEPT
OF SCREENING



SOURCE MATERIAL



ZEMMLER-CONCEPT OF SCREENING



FINE GRAIN

Mesh size selectable from 2 to 80 mm



MIDS

Mesh size selectable from 2 to 80 mm or standard 75/80 x 170 mm



OVERS

depending on the mesh size of the middle fraction or larger than 170 mm as standard



YOUR ADVANTAGES OF THE DOUBLE TROMMEL TECHNOLOGY:

- 3 FRACTIONS IN ONE OPERATION
- USE OF WIRE SCREEN LININGS AROUND THE OUTER AND INNER DRUMS
 - » FLEXIBLE ADAPTATION TO YOUR SIEVE REQUIREMENTS
 - » QUICK CHANGE OF THE SCREEN MATS
 - » LOW PURCHASE COSTS OF THE WIRE SCREENS
 - » EFFORTLESS TRANSPORT AND STORAGE



AREAS OF APPLICATION FOR THE SCREENING PLANTS

Our MULTI SCREEN® screening machines are used in a wide variety of applications.

The perfect machine size is determined according to the material, the quantity to be screened and the screening capacity. Thanks to the innovative and **proven double trommel technology**, a **wide variety of source materials are easily** screened out and recycled in **3 fractions** (fines, mids and overs)

The **exchangeable wire screen linings** enable optimum adaptation to your individual sieve requirements.

AREAS OF APPLICATION AT A GLANCE

- SAND
- GRIT
- GRAVEL
- DEMOLITION
- STONES
- SOIL
- EXCAVATED SOIL
- RUBBLE
- TIMBER
- WOOD CHIPS
- SHREDDED SCRAP WOOD
- GLASS
- COMPOST
- GREEN CUT
- SLAG
- COAL
- ALTERNATIVE FUELS
- WASTE
- GARBAGE
- ... AND MUCH MORE!






SPECIAL FEATURES

THE ZEMMLER DOUBLE TROMMEL

With our double drum **3 fractions in one operation** is possible. This saves labour, personnel costs and additional machines. The solid construction of the inner drum made of square steel protects the outer sieves from coarse material. Separation off a 4th fraction is possible by means of a hydraulically folding stone grid.



DRIVES electric, hybrid

At ZEMMLER® the electric drive **is used as the MS 1000, MS 1600 and MS 3200** series as standard. All other series are available optionally as electric or diesel-electric variants including electric crawler tracks.



diesel-hydraulic


High-quality CAT motors ensure reliable drive. For diesel-hydraulic systems already according to **EU Stage V / Tier 4 Final**.



INTERCHANGEABLE WIRE SCREEN LININGS

By using wire screen liners you remain flexible. Choose from different mesh sizes, wire thicknesses and shapes. The screens can be easily replaced with little effort using the screen change function, without the need for special tools or even a drum change, and thus **perfectly matched to the material to be screened...**

The drum rotates by means of a cable remote control, which makes it easy to mount or dismount the mats. In addition, the purchase costs are about 90 per cent lower than for a complete replacement drum unit



Small dimensions and a comparatively low weight allow effortless transport and space-saving storage.




OTHER QUALITY FEATURES

- **Corrosion protection:** We can guarantee long-term corrosion protection by painting all surfaces with high-quality polyurethane single-layer top coat and sandblasting them beforehand. In addition, the frames of our conveyor belts are completely hot-dip galvanised.
- **Easy to maintain:** Wide opening drum and maintenance doors allow convenient access for inspection, care and maintenance work.
- **Control:** Large touch displays with graphic information enable simple and intuitive operation of our screening systems. For all systems (except MS 1000), one person operation is possible thanks to radio remote control.
- **Cleaning brush:** A cleaning brush with its own drive ensures a clean outer sieve.



MOBILE SCREENING PLANTS

The mobile machines from ZEMMLER® can be put into operation very quickly and flexibly.



Structure video

PORTFOLIO



MS 1000

Capacity: up to 20 m³/h
Screen area: 3 m²
Weight: Single axle max. 1.8 t
 Double axle max. 2.0 t

THE SMALLEST

- up to 20 m³/h, for small gardening and landscaping companies
- Single drum, lightweight construction
- can be transported by common passenger cars



MS 1600

Capacity: up to 30 m³/h
Screen area: 12 m²
Weight: max. 3,500 kg

THE SMALL ONE

- up to 30 m³ / h, for medium-sized gardening and landscaping companies
- Double drum for up to 3 fractions
- Compact and lightweight (3.5 t), can be towed by SUVs, vans and small trucks



MS 3200

Capacity: up to 60 m³/h
Screen area: 18 m²
Weight: approx. 7,500 kg

THE COMPACT

- up to 60 m³/h, for professional gardening and landscaping
- based on the MS 1600 with larger screening drum for higher capacity



MS 4200

Capacity: up to 120 m³/h
Screen area: 32 m²
Weight: approx. 15,000 kg

THE BIG ONE

- up to 120 m³/h, for professional use in medium-sized and large companies for a wide range of applications
- Hydraulically driven double-drum screening plant convinces with high flexibility in use, economic efficiency and performance



MS 5200

Capacity: up to 150 m³/h
Screen area: 47 m²
Weight: approx. 16,000 kg

THE ALL-ROUNDER

- to 150 m³/h, for all large-scale plants with high throughput and screening quality in different areas
- The length of the double drum and the wire screen linings enable clean screening even of cohesive material



MS 6700

Capacity: up to 180 m³/h
Screen area: 63 m²
Weight: approx. 18,000 kg

THE FULL PROFESSIONAL

- up to 180 m³/h, for users with very large throughputs
- Optimum screening results even with small mesh sizes
- Combination of size and double trommel technology opens up new dimensions in material processing

MULTI SCREEN® MS 1000

LIGHT AND MOBILE: FOR SMALL QUANTITIES



The purely electric trommel screen can be operated with either 16 A mains current or a power generator.


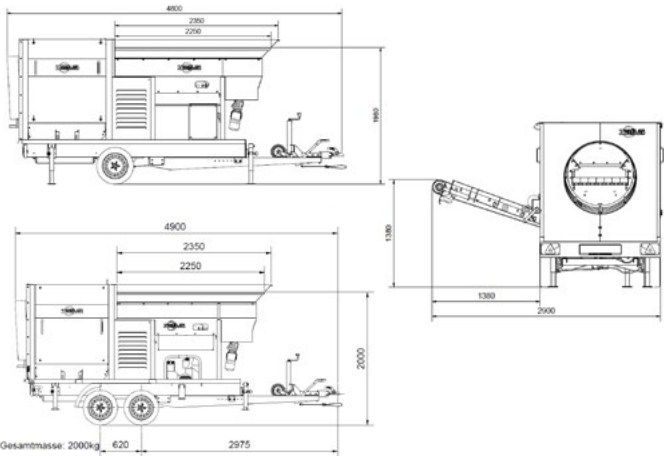


up to 20 m³/h
screening capacity


Small but mighty: The ZEMMLER® MULTI SCREEN® MS 1000 is a powerful, electric professional machine. Due to its lightweight construction, it can be transported to the respective site by many common passenger cars with a permissible trailer load of 2,000 kg. The unit can be

purchased as a single-axle or double-axle unit. The MS 1000 does without the double drum, but the proven system of flexibly exchangeable wire screen linings remains, so that two clean fractions are produced in one operation.

Drum length (single drum)	1,500 mm
Drum diameter	900 mm
Mesh size	2 to 80 mm
Total screening area	approx. 3 m²
Weight	max. 1,800 kg (single axle) max. 2,000 kg (double axle)
Drive	electric (16 A), Optional power generator
Towing device	Ball head
Transport dimensions (LxWxH)	4,900x1,900x2,200 mm



2 Fractions



Single drum with
wire screen lining



Car trailer

MULTI SCREEN® MS 1600

PARTICULARLY POPULAR IN LANDSCAPING



BETTER MOBILITY WITH ZEMMLER!



With sensor technology and electronic control for maximum safety and optimum operation.


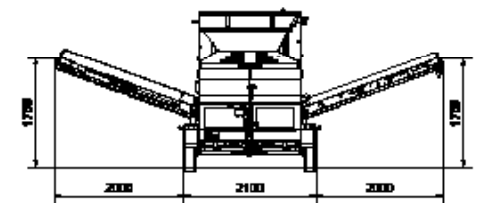
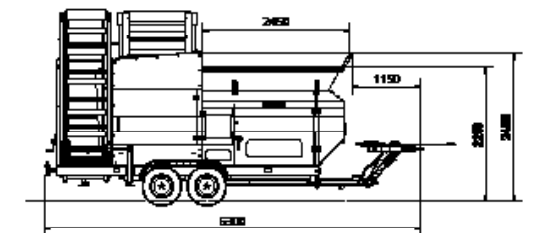


up to 30 m³/h
screening capacity

The ZEMMLER® MULTI SCREEN® MS 1600 is mainly designed for gardening and landscaping. The compact dimensions and low weight of maximum 3.5 t allow transport by SUVs, vans and small trucks. With the help of a extension ring,

the unit can be converted from a two- to a three-fraction unit within a few minutes. Three fractions in one operation - just like the big ones. The trommel screening machine also impresses with its purely electric and low-maintenance drive.

Drum length	1,750/2,640 mm
Drum diameter	1,300 mm
Mesh size	2 to 80 mm
Total screening area	approx. 11 m²
Weight	max. 3,500 kg 5 t version optionally
Drive	electric (16 A), Optional power generator
Towing device	Ball head, towing eye Ø 40/50 mm
Transport dimensions (LxWxH)	6,300x2,100x3,200 mm



2 or 3 fractions




Skid or hook lift



Easy transport

MULTI SCREEN® MS3200

OUR COMPACT SOLUTION



HAS SOME NICE TRICKS
UP ITS SLEEVE!



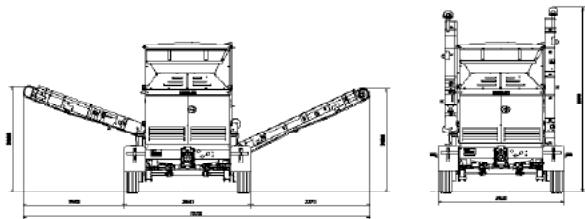
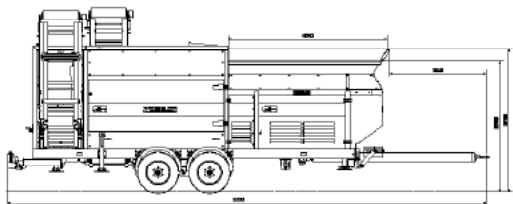
up to 60 m³/h
screening capacity

Optional diesel power generator (Stage V) is easily accommodated in the machine.

The ZEMMLER® MULTI SCREEN® MS 3200 is a compact machine for civil engineering, municipalities and landscaping. The design is similar to the MS 1600, but the screening drum is significantly longer. With a loading height of just under 2500 mm and a feed width of 3000 mm, loading with the

excavators and wheel loaders commonly used in landscaping is possible without any problems. With the help of a extension ring, the MS 3200 can be converted from two to three fractions in just a few minutes. On request, the plant can be equipped with an additional conveyor for the coarse fraction.

Drum length	3,000/3,900 mm
Drum diameter	1,300 mm
Mesh size	2 to 80 mm
Total screening area	approx. 18 m²
Weight	max. 7,500 kg
Drive	electric (32 A), Optional power generator
Towing device	towing eye Ø 40/50 mm
Transport dimensions (LxBxH)	9,200x2,450x3,600 mm (Standard)



Coarse fraction belt




Extended hopper



Hook lift

MULTI SCREEN® MS 4200

FULL POWER FOR FULL PERFORMANCE



ONE SCREEN IS NOT ENOUGH ... WE SCREEN BY THREES.




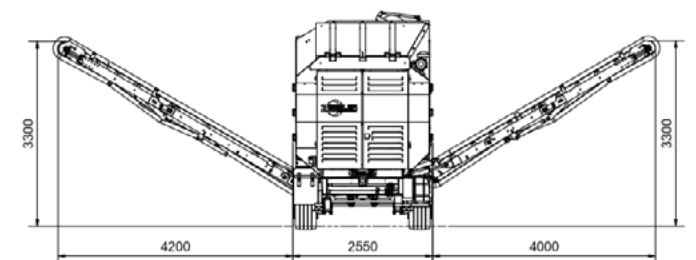
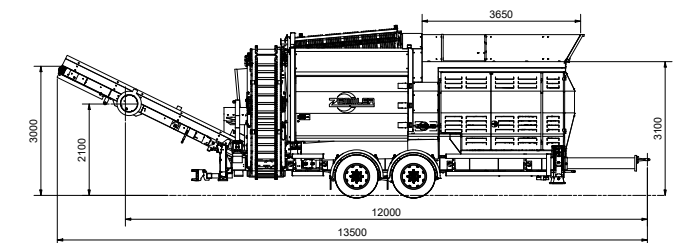
Extended conveyors allow more flexibility and can be equipped with a pulley magnet.

up to 120 m³/h
screening capacity


The ZEMMLER® MULTI SCREEN® MS 4200 was designed for use on medium and large plants for a wide range of applications. The mobile, hydraulically driven double drum screening plant convinces with high flexibility in use as well as economy

and performance. It can also be purchased as an electric or diesel-electric version. The optional radio remote control enables one-person operation from the wheel loader.


Drum length	4,200 mm
Drum diameter	2,000 mm
Mesh size	2 to 80 mm
Total screening area	approx. 31 m ²
Weight	approx. 15,000 kg
Drive	diesel-hydraulic, electric, hybrid
Towing device	towing eye Ø 50 mm
Transport dimensions (LxWxH)	10,750x2,550x4,000 mm (Standard)



3 Fractions



Stone grid



Extended conveyors

MULTI SCREEN® MS 5200

THE ALL-ROUNDER WITH HIGH FLEXIBILITY



HE WHO DIGS A
PIT FOR OTHERS ...
SHOULD RECYCLE HIS
BUILDING MATERIALS!

The new generation,
equipped with
EU StageV / EPA /
CARB Tier 4 Final
engines as standard.



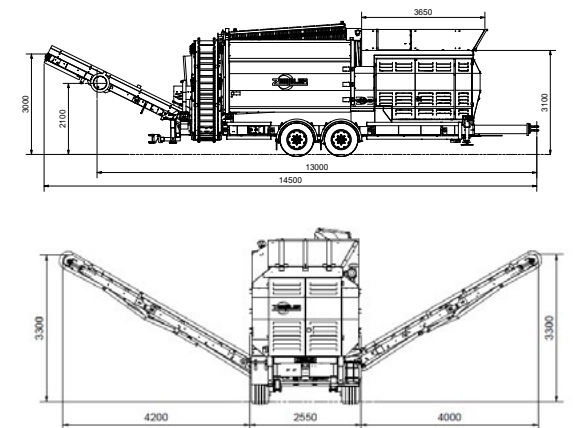
up to 150 m³/h
screening capacity

With sensor technology
and electronic control
for maximum safety and
optimum operation.

The ZEMMLER® MULTI SCREEN® MS 5200 is an extremely convincing solution for a large screening machine with high throughput. The length of the double drum and the wire screen linings allow for a sharp, clean screening of any mate-

rial. For common transport on low loaders, the screening machine can be ordered as a crawler-mobile version. The optional hydraulic, electric or diesel-electric drive is controlled via an intuitive 10 inch touch display.

Drum length	5,200 mm
Drum diameter	2,000 mm
Mesh size	2 to 80 mm
Total screening area	approx. 46 m ²
Weight	approx. 16.000 kg
Drive	diesel-hydraulic, electric, hybrid
Towing device	towing eye Ø 50 mm
Transport dimensions (LxWxH)	11,750x2,550x4,000 mm (Standard)



Conical drum




Crawler undercarriage



Skid

MULTI SCREEN® MS 6700 - R

THE TROMMEL SCREEN FOR TOP PERFORMANCE



HERE YOU
GET THE LICENCE
TO SCREEN



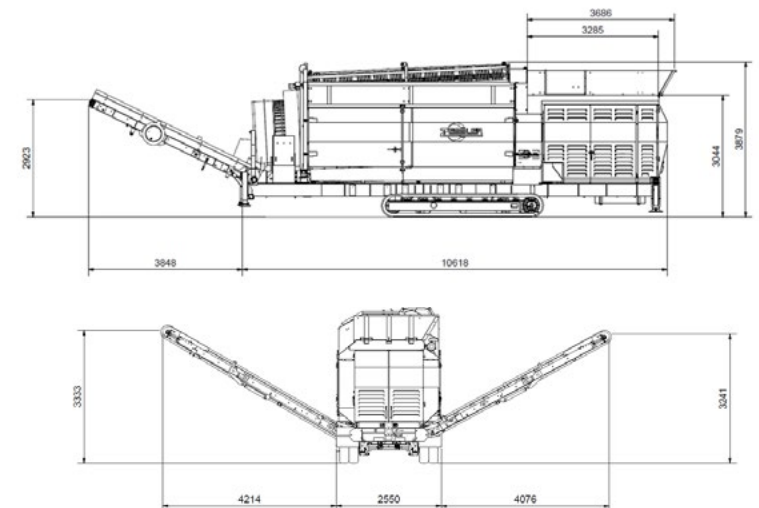
The track-mounted trommel screen can optionally be equipped with hydraulic support legs.

up to 180 m³/h
screening capacity

The ZEMMLER® MULTI SCREEN® MS 6700 is the largest trommel screening plant in our portfolio, available as a crawler mobile machine as a standard. It combines size and double-trommel technology to open up new dimensions in processing.

With its total screening area of more than 60 m² and a drum length of 6.7 m, it achieves maximum outputs of up to 180 m³/h. Especially users with very high throughput and small mesh size get an optimal screening result.


Drum length	6,700 mm
Drum diameter	2,000 mm
Mesh size	2 to 80 mm
Total screening area	approx. 63 m ²
Weight	18,000 kg
Drive	diesel-hydraulic, electric, hybrid
Transport dimensions (LxBxH)	11,700x2,550x4,000 mm (Standard)



Remote control Maxi



Skid



Hydraulic support legs

STATIONARY SCREENING MACHINES

FLEXIBLE MANUFACTURE ACCORDING TO YOUR REQUIREMENTS

In addition to our mobile double-trommel screening machines, we also offer our machines in stationary versions. Depending on the customer's requirements, we can produce

all machine sizes in a wide range of variants. On request, we will also be happy to develop a system together with you that exactly meets your requirements. Our sales team will be happy to advise you on the options.

READY TO SCREEN
THE WORLD AGAIN?



MS 1600-S
Semi-mobile screening plant,
transportable by trailer



MS 1600-ST
with drum discharge belt



MS 3200-ST
with single drum



MS 4200-ST
Consisting of a feed hopper
and double drum



MS 5200-ST
Integrated into a processing
line



MS 5200-ST
with 7 metre long feed hopper
and staircase unit.



MS 5200-ST
with fixed stone grid



MS 6700-ST
with special varnish



MS 6700-ST
Use in waste processing

OUR STATIONARY SCREENING MACHINES AT A GLANCE

Our stationary plants can also be individually configured. For example, the following options are possible:

- Feeding unit with Infeeding belt
- Dust cover
- Frequency converter
- E-control cabinet
- Drum discharge belt for fine fraction
- Additional stockpile conveyors
- Inspection bridge
- Single drum
- Hinged drum doors with sensors
- Special painting

MULTI SCREEN® MS 1600-STARTER

Working position



Transport position



Screening Capacity: up to 30 m³/h
Screen drum: 1750/ Ø 1,300 mm
Drive: electric

MULTI SCREEN® MS 3200-ST



Screening Capacity: up to 60 m³/h
Screen drum: 3,000/ Ø 1,300 mm
Drive: electric

MULTI SCREEN® MS 5200-ST




Screening Capacity: up to 150 m³/h
Screen drum: 5,200/ Ø 2,000 mm
Drive: electric

MULTI SCREEN® MS 4200-ST



Screening Capacity: up to 120 m³/h
Screen drum: 4,200/ Ø 2,000 mm
Drive: electric

MULTI SCREEN® MS 6700-ST



Screening Capacity: up to 180 m³/h
Screen drum: 6,700/ Ø 2,000 mm
Drive: electric

Illustrations may contain special equipment

INDIVIDUAL CONFIGURATION ACCORDING
TO YOUR REQUIREMENTS


SHALL IT BE A LITTLE MORE? WE HAVE THE RIGHT OPTIONS FOR
ALL YOUR NEEDS AND REQUIREMENTS. CHOOSE YOUR SPECIAL
EQUIPMENT! HERE IS A SMALL SELECTION:



SPECIAL PAINT AND DEFLEC-
TOR PLATE 3. FRACTION



EXTENDED RING
3. FRACTION (MS 1600 & MS 3200)



INSIDE BASKET DIVISION
(screwed or welded)



REMODELLING TO HOOK LIFT
(MS 1600 & MS 3200)



HYDRAULICALLY FOLDABLE
STONE GRID
(possibility of 4th fraction)



HYDRAULIC SUPPORTS




CONVERSION TO 2 FRACTIONS




REMODELLING TO SKID



CRAWLER UNDERCARRIAGE



EXTENDED BELTS AND
WEATHER PROTECTION ROOF



DRUM MAGNET WITH CHUTE



SPECIAL PAINT



REMOTE CONTROL MAXI OR
REMOTE CONTROL STANDARD



VARIABLE SCREEN COVERING
(INNER & OUTER DRUM)



VARIOUS DRUM DESIGNS



LED HEADLIGHTS



EASY TRANSPORT OF MODULES
(MS 6700 STATIONARY)



DRIVE:
DIESEL-HYDRAULIC,
ELECTRIC, HYBRID

THERE'S SIEVING AROUND THE WORLD...



MEXICO
Aluminium



GUADELOUPE
Compost



KRASNOGORSK
Soil



KHABAROVSK
Household waste



TAIWAN
Recycling

RÉUNION
Timber



QUEENSLAND

TAHITI
Compost



CHILE
Mining





MADE IN GERMANY

**PRODUCTION
SALES
RENTAL
SPARE PARTS
USED MACHINES
SERVICE**



**ZEMMLER
SIEBANLAGEN
GMBH**

Nobelstraße 11
03238 Massen-Niederlausitz
☎ +49 (0) 3531 7906 0
📠 +49 (0) 3531 7906 11
✉ info@zemmler.de

WWW.ZEMMLER.DE

ON A GREEN MISSION